

Discover the Enhanced

Encore 29

● Easy Cleaning Procedures

- Made to meet the most rigorous food safety requirements
- Redesigned components to ensure the best safe and delicious coffee
- Easy healthy cleaning system
- Reduced maintenance time

● Reliable Technology

- Patented reverse French press system
- Commercial grade burr grinder
- Improved whipping system for solubles
- High quality valves
- Connected through a secure cellular network
- Compliant with Sophia – Global Management System
- Environmentally friendly and sustainable brewer

● New Elegant Design

- 18.5" HD touch screen
- 29 inches tall

● Multiple Customizable Options

- Adjust the cup sizes from 4 to 20 oz
- Set the recipes, brew strengths and gram throw to meet the roasters' high quality taste profile
- Upload the logo of your favorite roasters to display on the beverage settings screen*
- Change the beverages name & coffee tags
- Display promo videos during the brew time or screen saver*
- Add your logo and tagline to the right part of the screen saver*
- Change the beverage descriptions displayed during the screen saver*



Interface & Technology

Graphic User Interface

Enhanced user experience through an intuitive and improved touchscreen technology

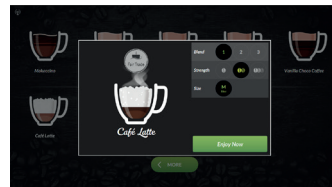
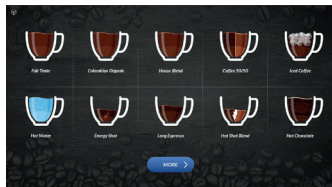
- Easily recognizable images for each beverage showing the recipes' content
- Add milk (up to 2), modify strength: watch the regular coffee image displayed change
- Get your beverages in 2 steps only!



Sophia

Global Management System

Manage your assets through our web-based application, connected to a secure and private cellular network (optional).




Default color: blue

SOPHIA TOUCHLESS SOLUTIONS

Order coffee without ever touching the brewer.

SCAN. SELECT. ENJOY.



Technical Specifications & Options

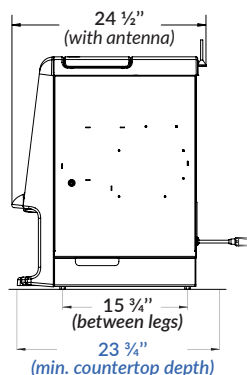
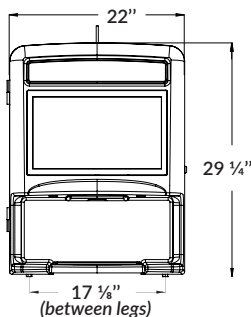
Description

- Fresh bean to cup coffee machine
- 3 bean hopper (4.2 lb, 3.4 lb, 2.0 lb)
- 3 soluble canisters (1.2 lb, 3.7 lb, 2.4 lb)
- 3 cup sizes
- 3 brew strengths
- 18.5" HD touch screen
- Cellular modem included
- Maintenance LED lights
- 1,600 coffee capacity filter paper rolls

Requirements & Specifications

- Electricity:** 120 VAC, 15 A, 60 Hz
- Water services:** plumbed or bottled
- Water tank capacity:** 0.74 gal
- Weight:** 95 lb

Dimensions & Minimum Space Requirements



Beverages Selection

- Coffee (3 choices)
- Coffee 50/50
- Iced Coffee**
- Hot Water
- Long Espresso
- Energy Shot
- Hot Shot Blend
- Café Latte
- Cappuccino
- Hot Chocolate
- Mokaccino
- Choco Latte
- French Vanilla
- Vanilla Coffee
- Vanilla Choco
- Vanilla Choco Coffee
- Vanilla Choco Latte

Compliant Accessories & Options

- Cup & condiment dispenser
- Assembled wood base cabinets
- Chute kit (for coffee waste)

Connectivity

- Sophia Optimum license

Integrated Option

- Printer
- ADA compliant touchpad: An adapted keyboard to help people who are not able to reach the screen or are not comfortable using it to order coffee. Also compliant with the Americans with Disabilities Act (ADA).

Vending Options

- Coin mechanism & coin kit
- Bill acceptor & bill box
- Credit card reader



Complete brochure also available. Contact your territory manager for more info.

**Ice machine required.



2355, avenue Dalton, Québec (Québec) G1P 3S3 Canada
T: 800-561-6162 F: 800-463-2739
www.cafection.com

